

My Visit to the
SCIENCE CENTER OF IOWA
A Social Story



**SCIENCE
CENTER
OF IOWA**
& BLANK IMAX®
DOME THEATER

PARKING



One of the very first stops when visiting the Science Center of Iowa (SCI) may be the **PARKING RAMP**, which is right across from the main entrance to SCI. The entrance to the parking ramp is on 4th Street. It does charge a fee and only accepts debit or credit card transactions.

Sometimes, an employee may be helping with parking. Most of the time, however, the machine that controls the entrance to the ramp will tell you everything you need to know about how to enter and exit! *(Note: When you leave the parking ramp, remember to turn right on the one-way street.)*

There are three floors in the SCI Parking Ramp, with stairs on both sides as well as an elevator on the side of the ramp that faces west (the side closest to 4th Street or the entrance to the ramp).

If the ramp is full or if you'd prefer not to park in the ramp, there is metered **STREET PARKING** throughout downtown. SCI also is close to bike trails and the DART Central Station!



There is a **BIKE RACK** available outside the main entrance of SCI, too. Meet "Spikey the Cyclosaurus!" Spikey has a very important job, so please no climbing on Spikey. We want to keep everyone safe and protect the bikes on Spikey!

CHECKING IN AT THE BOX OFFICE



When you enter the automatic doors of SCI and pass through the breezeway, you will see the big purple SCI square on the red wall above the **BOX OFFICE**. Here, you will pay for admission or check in with your membership. There are always SCI staff members at the Box Office that can help you. Pick up a **DAILY PROGRAM GUIDE** to learn more about the live science programs and special events going on during the day of your visit. You can always check SCI's website for admission prices, membership packages and daily programs and events!

Buy Tickets: www.sciowa.org/buy-tickets

Membership: www.sciowa.org/membership

Event Calendar: www.sciowa.org/calendar

There may be a line when you first walk into SCI, and there may be lots of other visitors as well.

To get a sense of how busy SCI will be before you visit, you can visit the Event Calendar on the SCI website and look for a message that displays the level of school or group traffic expected that day. (*Note: Most schools and groups leave SCI by 2:00 pm.*)

MAIN ENTRANCE FEATURES

Pre-Admission Places

Before checking in at the Box Office, there are a few places you can explore:

The **A-HA! STORE** is located right inside the main entrance. There are all kinds of amazing treasures there and, if you're a member, you can even get a discount!

Down the hallway to the left of the Box Office, there are **COAT RACKS AND LOCKERS** to store your belongings. There are also men's, women's and a family restroom as well as drinking fountains and a mini exhibit about recycling. At the very end of the hallway past the Food Chain Café, you can check out the **FOUCAULT PENDULUM**!



A-ha! Store



Coat Racks and Lockers



Restrooms, Drinking Fountains
and Recycling Mini Exhibit



Foucault Pendulum

FOOD CHAIN CAFÉ

If you are planning on picking up a snack or checking out the daily lunch specials at SCI, the **FOOD CHAIN CAFÉ** has several options! Most of the food is made to order, and dietary needs can be accommodated for allergies or preference. You also are welcome to bring your own food to SCI, but please note that food and drink are not permitted in exhibits. Need some fresh air? There are picnic areas right outside of SCI – just look for the tables! (And please make sure to throw all of your trash away!)



The line starts here! You can check out the menu, pick out snacks, drinks or other concessions and then place your full order and pay for your items at the cash register under the “ORDER AND PAY HERE” sign.

If you ordered food from the menu, you will receive a number from the Café for your order. When your order is ready, they will call your number and bring your items to the table.



MAIN LEVEL EXHIBITS



Small Discoveries

Imagine, experiment and play in this experience platform designed for SCI's youngest explorers.

There is also a semi-private Caregiver's Corner and family restroom available in this exhibit space.



Brick by Brick

Spectacular LEGO®-built structures combined with hands-on building challenges bring engineering, architecture and construction to life and encourage creativity.

There is a men's restroom and drinking fountain right outside this exhibit as well as the beginning of the up escalator.



Makers Studio

Experiment with circuits, create a stop-motion animation video, build and test a flying machine and more!

This space changes with the seasons, so it may look or feel very different depending on when you visit! It will look like the photo in the summer but different in other seasons.



Founders Hall

This space changes frequently! SCI is a busy building, and sometimes, exhibits need to move to make room for special events, new traveling exhibits and more!

This space may look or feel different each time you visit SCI. You can always learn more about what is happening at SCI at www.sciowa.org/calendar

JOHN DEERE ADVENTURE THEATER



Live science demonstrations take place primarily in the John Deere Adventure Theater, which is located on the Main Level near the bottom of the staircase.

There is a women's restroom near the entrance of the John Deere Adventure Theater.

If the doors to the theater are closed, check the Daily Program Guide for the next available show time.



Stroller parking is available right inside the theater against the stair wall.

You can enter the theater using the stairs (to get to the top of the seating) or go straight through the open blue door (into the front of the theater). If you are arriving to a program late, please use the stairs to enter the program, if possible.

Some programs in the theater may be loud or dark, but the Programs Presenters will give you a warning before the lights go down and before all loud sounds!

GETTING UPSTAIRS


There are two levels of SCI and three different ways to get to the Upper Level – but only two ways to get back downstairs! The **ESCALATOR** at SCI only goes up, so please use the stairs or elevator to go back down. It can be very dangerous to go down the up escalator, so please do not attempt it. The **ELEVATOR** sometimes feels very slow. Although you are only traveling from the Main Level to the Upper Level, it's still a long trip – about the distance of a regular six-story building!



When walking on the **STAIRS**, you might hear funny sounds. These sounds are coming from speakers that play different sound effects or animal noises as you walk up or down!

There is a **PHOTO BOOTH** by the elevator on the Main Level and a soda machine and interactive recycling display by the elevator on the Upper Level.

UPPER OCULUS



From the Upper Level of SCI, you can look down to the Main Level through the Upper Oculus! Watch the **RIBBON DANCERS** or check out all the activities happening from above.



The **RESTROOMS** on the Upper Level are located near the escalator behind the big yellow pillars. There also is a drinking fountain located over here!

UPPER LEVEL EXHIBITS



What On Earth?

Zoology, meteorology and geology converge in *What On Earth?*

Here, you can see Iowa's largest collection of native reptiles and amphibians on display and even catch a Cold-Blooded Critters or Snapping Turtle Feeding program! Check the Daily Program Guide on the day of your visit to learn more!



Every Monday through Friday (weather-permitting), WHO-HD Channel 13 broadcasts their Noon weather forecast from SCI using the Weather Studio and Green Screen. You can even be on live TV with a meteorologist!

There also is an outdoor observation deck connected to this exhibit where you can get some fresh air.



Why The Sky?

Travel through the cosmos, get up close with spacecraft and more in *Why The Sky?*

The Star Theater planetarium is inside this exhibit. There is always something to see in the Star Theater: Use the Cosmic Jukebox kiosk right outside the planetarium entrance to design your own show, or catch a live constellation program or one of the full-dome shows in the Star Theater. The only time the Star Theater is closed is when there is a private event or program happening.

Check the Daily Program Guide on the day of your visit to learn more!



UPPER LEVEL EXHIBITS

(Continued)



When Things Get Moving

Get physical with science in *When Things Get Moving!*

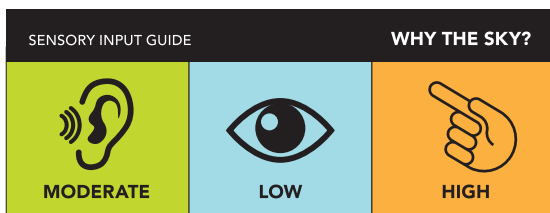
Visit the iconic Ball Wall, build and test your own paper rocket and even build and race a LEGO car!

FACILITATED HANDS-ON INTERACTIONS

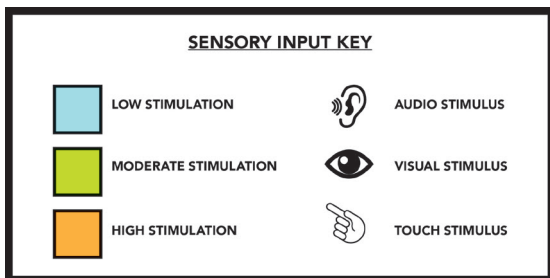
Look for **SCI EMPLOYEES** with a purple name badge or a white lab coat or **SCI VOLUNTEERS** with a black vest or green name badge to engage with various hands-on demonstrations! Ask about your favorite programs or carting demonstrations and when you can check them out next. These people also can help answer questions you may have during your visit!

ACCESSIBILITY

- SCI is fully handicap accessible, and wheelchairs are available free of charge for use during your visit.
- Live program scripts are available for those with hearing impairment - just ask for a copy at our Box Office.
- Sensory Input Guide signs throughout the building indicate audio, visual and activity stimuli.



These signs are displayed around the building to indicate Audio, Visual and Touch Stimuli.



ALLERGIES

FOOD: The Food Chain Cafe provides food for purchase and has a variety of healthy options available including for those with food allergies and sensitivities. You also are welcome to bring your own food to SCI. Please note that food and drink are not permitted in the exhibits.

LATEX: Various demonstrations and experiences in our live programs may use latex balloons. These balloons are contained to the John Deere Adventure Theater.

Please inform the Box Office staff if you have any questions or need any accommodations for allergens during your visit.